



TECHNICAL DATA SHEET

FIRE FLAKE BASECOAT, MICRO FIRE FLAKE BASECOAT, 004 SILVER BASECOAT and 004 GOLD BASECOAT

PRODUCT DESCRIPTION

Spray Chief's Fire Flake Basecoat, Micro Fire Flake Basecoat, 004 Silver Basecoat and 004 Gold Basecoat are custom paints utilising the finest hologram flakes available. They shimmer through a rainbow of colours when viewed at different angles. Because of their protective coating, they do not fade in sunlight and when clear coated with Spray Chief's 2K Clear (HS) 2:1, a high gloss finish with excellent durability is achieved. They can be used by themselves or as a base for Spray Chief Candy Apple Basecoat colours.

PRODUCT AND ADDITIVES

- Spray Chief Fire Flake Basecoat
- Spray Chief Micro Fire Flake Basecoat
- Spray Chief 004 Silver Basecoat
- Spray Chief 004 Gold Basecoat
- Spray Chief Basecoat Reducer
- Spray Chief 2:1 MS Hardener

SUITABLE SUBSTRATES


- Spray Chief Epoxy Primer (4:1), available in Black, White or Grey.
- Spray Chief Acrylic Primer Black.

MIXING RATIO

- 1 part Spray Chief Fire Flake Basecoat or Micro Fire Flake Basecoat or 004 Silver Basecoat or 004 Gold Basecoat by volume
- 50 – 80% Spray Chief Basecoat Reducer by volume.

- If required, 5% by volume of Spray Chief 2:1 MS Hardener can be added to the basecoat colour, before thinning, to activate it.




SPRAY GUN AND PRESSURE

SPRAY GUN & PRESSURE:	<ul style="list-style-type: none"> • Suction spray gun with 1.8mm – 2.0 mm tip (Avoid gravity guns) • Pressure: at 25psi (1.2kPa) – low pressure is essential to allow the particle to lay flat. 	
-----------------------	--	---

APPLICATION

- All surfaces must be thoroughly sanded and cleaned with a suitable Wax & Grease Remover prior to application.
- Stir thoroughly before use.
- For a better finish, with improvements in adhesion and durability, mix the basecoat colour with 5% by volume of Spray Chief 2:1 MS Hardener, before adding the reducer.
- Apply approximately three coats or more to achieve desired effect.
- Only the second last coat just before it flashes off, apply a final pattern coat to obtain an even finish.
- If required, allow an ample flash off time (approximately 20 minutes or till touch dry) before applying a Candy Apple Basecoat colour (See the relevant TDS).
- **WARNING:** The spraying environment must be clean and free from any dust particles. Because any particle landing in these products will be highlighted dramatically, in the Candy Apple Basecoat colour.
- Otherwise, allow an ample flash off time (approximately 20 to 30 minutes or until touch dry) before applying Spray Chief's 2K Clear (HS) 2:1 (See the relevant TDS).

Disclaimer: Spray Chief has no control over the thickness or application of the product being applied nor the conditions under which it is being used. These instructions are a guide only and a test panel is recommended before use.

SPRAYING VISCOSITY:	<ul style="list-style-type: none"> • 18 – 20 seconds B4 cup at 25°C. 	 18-20 Seconds
FLASH-OFF TIME:	<ul style="list-style-type: none"> • 5 - 10 minutes between coats at 25°C. 	
RECOATING:	<ul style="list-style-type: none"> • 20 – 30 minutes at 25°C for a Dry Film Thickness of 20 – 25 Micron. • For a superior finish, flatten with 1200 W/D before clear coating. 	

TECHNICAL INFORMATION

COLOUR:	Fire Flake, Micro Fire Flake, Silver and Gold
COVERAGE:	8 m ² /L @ 25 Micron Dry Film Thickness.
VOC:	Fire Flake: 726 g/L, Micro Fire Flake: 724 g/L, 004 Silver: 692 g/L, 004 Gold: 692 g/L
PACKAGING:	1LT
ITEM CODE:	A16/FFCOB, A16/MFFCOB, A16/SHSCOB004 and A16/SHGCOB004
SHELF LIFE:	12 Months

SAFETY PRECAUTIONS

Please refer to the relevant Safety Data Sheet before using this product.

The above information is reliable and accurate to the best of our knowledge at the time of preparation. Any recommendations or suggestions made are without warranty or guarantee. Users assume all responsibility since the conditions of use are beyond our control.

REVISED: 24 February 2014

REPLACES ISSUE:

Fire Flake Basecoat, Micro Fire Flake Basecoat, 004 Silver Basecoat and 004 Gold Basecoat

Page 3 of 3